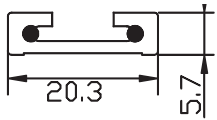



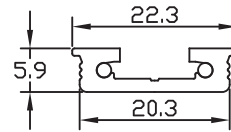
DC Power Track System

Surface mounting



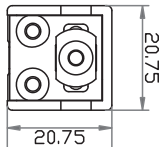
Model: TRACK01
Track: 25A max. 12VDC/24VDC

Recessed mounting

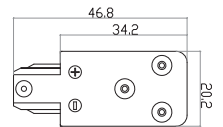
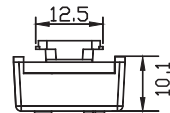


Model: RTR01
Track: 25A max. 12VDC/24VDC

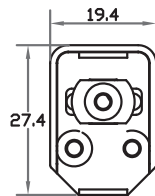
Accessory:



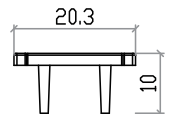
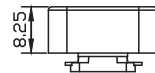
Model: TRACK02
Connector: 8A max with VDE#18 cable;
4A max with AWG#22 cable



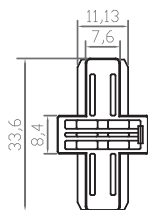
Model: TRACK03
Power Input Connector
With 2meter VDE#18 cable;
Max Load:8A



Model: RTR02
Connector: 8A max with VDE#18 cable;
4A max with AWG#22 cable



Model: TRACK04
End cap of power track



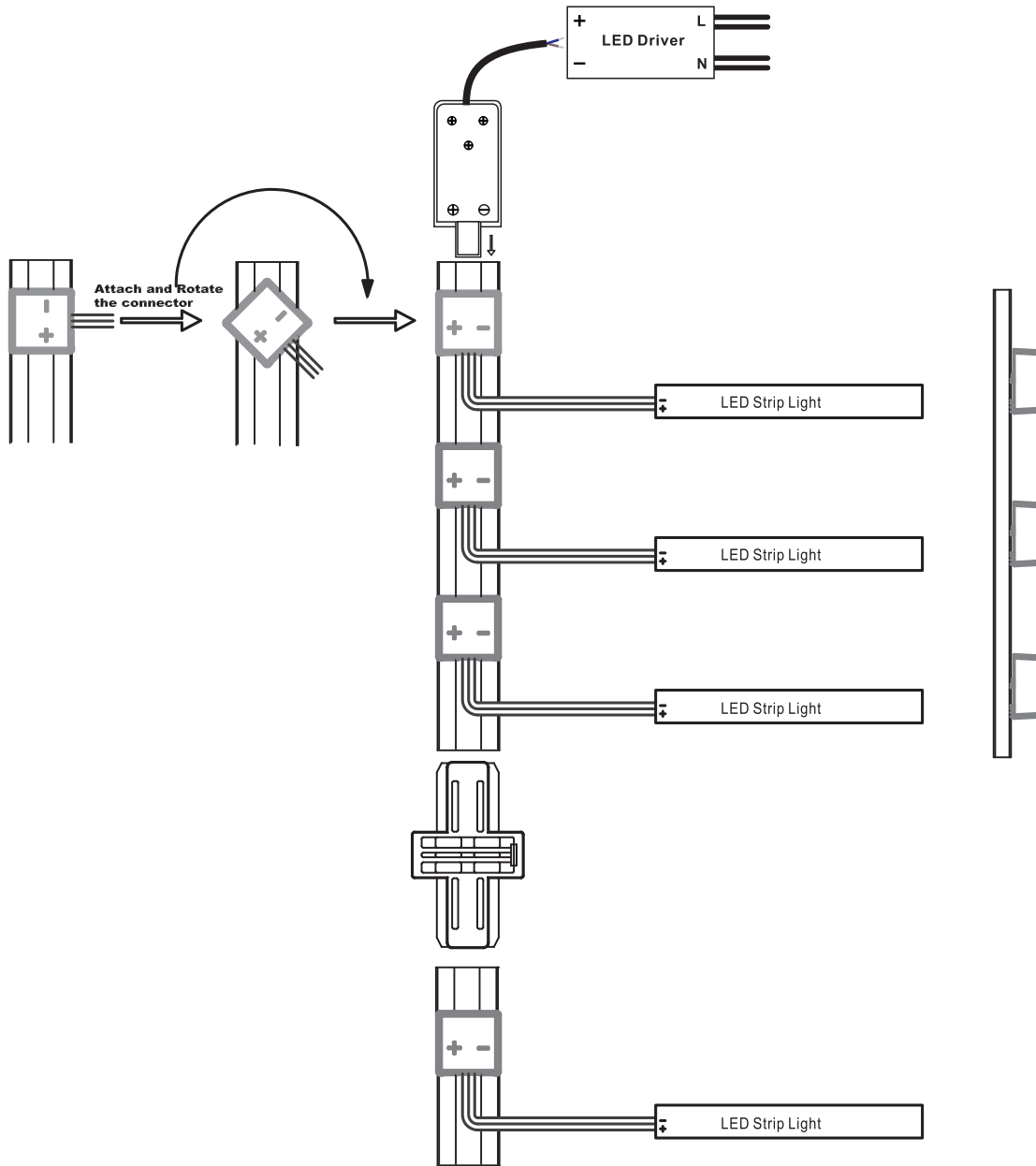
Model: TRACK05
Middle track connector between 2 tracks



Notice: Black color power track and black accessories are also available.

DC Power Track System

Connection Diagram:



Application: ไฟชั้นปรับระดับ เพื่อความสะดวกและปลอดภัย

